

CHELAN COUNTY

MONTHLY FINANCIAL REPORT

MAY 2013



HIGHLIGHTS:

General Fund summary, projected and actual:

	Projected Year-to-Date	Actual Year-to-Date
Revenue	12,599,580	13,139,314
Expenditures	12,907,047	12,970,996
Net Income (Deficit)	(307,467)	168,318
Beginning Fund Balance	4,000,000	4,386,965
Current Fund Balance	3,692,533	4,555,283
Ending Cash Balance		6,293,018

The above projected numbers do not include emergency appropriations or unbudgeted revenue. Expenditures, revenues, and fund balances in this report are compiled on the modified accrual basis.



Prepared by:
Brad Posenjak, CPA
 Chief Deputy Auditor
 (509) 667-6655
brad.posenjak@co.chelan.wa.us

Previous monthly financial reports are available at http://www.co.chelan.wa.us/ad/accounting/county_budget.htm

GENERAL FUND - BY CATEGORY

Through May 31, 2013

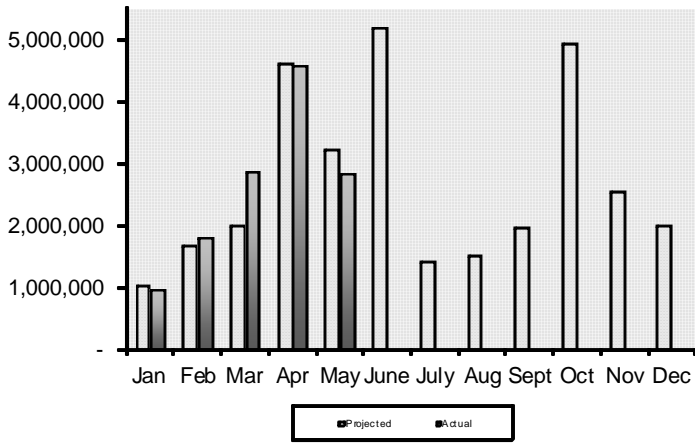
REVENUE	Month-To-Date			Year-To-Date		
	Projected	Actual	Variance	Projected	Actual	Variance
Property Tax	1,782,203	1,546,434	(235,769)	5,915,204	6,005,082	89,877
Sales Tax	442,095	413,284	(28,812)	1,968,981	1,983,146	14,165
Prop. Tax Penalty & Interest	158,959	155,767	(3,193)	462,851	527,547	64,696
Building and Planning Fees	94,815	122,774	27,959	393,672	475,386	81,715
PILT	0	0	0	0	0	0
PUD Priviledge Tax	0	0	0	0	0	0
Liquor X & P	0	0	0	42,378	30,386	(11,991)
Wenatchee Court	17,753	17,869	116	76,545	65,522	(11,023)
Law Enforcement Contracts	372,640	765	(371,875)	1,085,117	1,158,012	72,895
Recording Fees	11,579	15,734	4,155	57,241	71,479	14,237
Motor Vehicle Licensing	37,933	38,239	306	159,331	162,304	2,974
Probation Services	19,227	23,926	4,698	100,202	113,430	13,228
Interfund Payments	0	200,000	200,000	521,711	573,967	52,256
Court Fines	51,226	4,373	(46,852)	276,061	214,759	(61,303)
Treasury Interest	12,459	3,276	(9,183)	48,129	35,294	(12,835)
Grants\Entitlements	113,034	132,343	19,310	831,969	890,772	58,803
Other *	122,827	178,663	55,836	660,187	832,228	172,041
TOTAL	3,236,750	2,853,447	(383,303)	12,599,580	13,139,314	539,734

EXPENDITURES	Month-To-Date			Year-To-Date		
	Projected	Actual	Variance	Projected	Actual	Variance
10 - Salaries & Wages	1,268,966	1,419,812	150,846	6,187,456	6,138,120	(49,336)
20 - Personnel Benefits	497,098	504,827	7,729	2,511,089	2,425,980	(85,109)
30 - Supplies	45,981	65,816	19,835	212,344	321,129	108,785
40 - Other Services/Charges	369,596	403,410	33,814	2,040,297	1,941,532	(98,765)
50 - Intergovernmental Svcs	38,189	25,717	(12,471)	156,036	138,287	(17,748)
90 - Interfund Payments	287,817	486,002	198,185	1,799,826	2,005,948	206,122
TOTAL	2,507,647	2,905,585	397,937	12,907,047	12,970,996	63,948

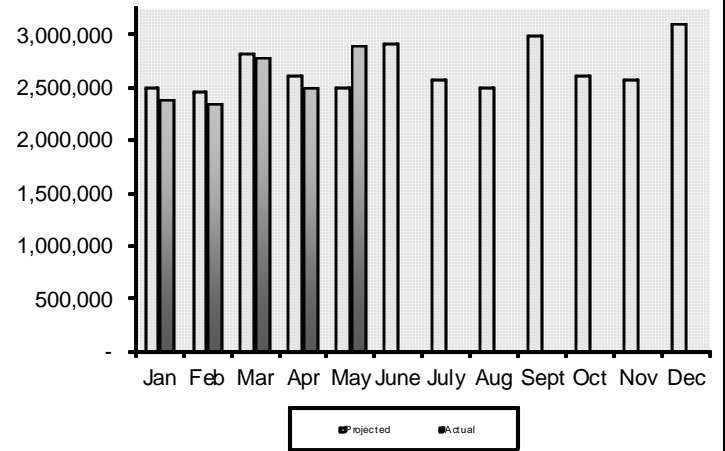
Projected columns are calculated by comparing actuals from the past five years on a monthly basis.
The monthly averages are then applied to the 2013 budget.

* Other revenues include various small fees, grants, and state funds.

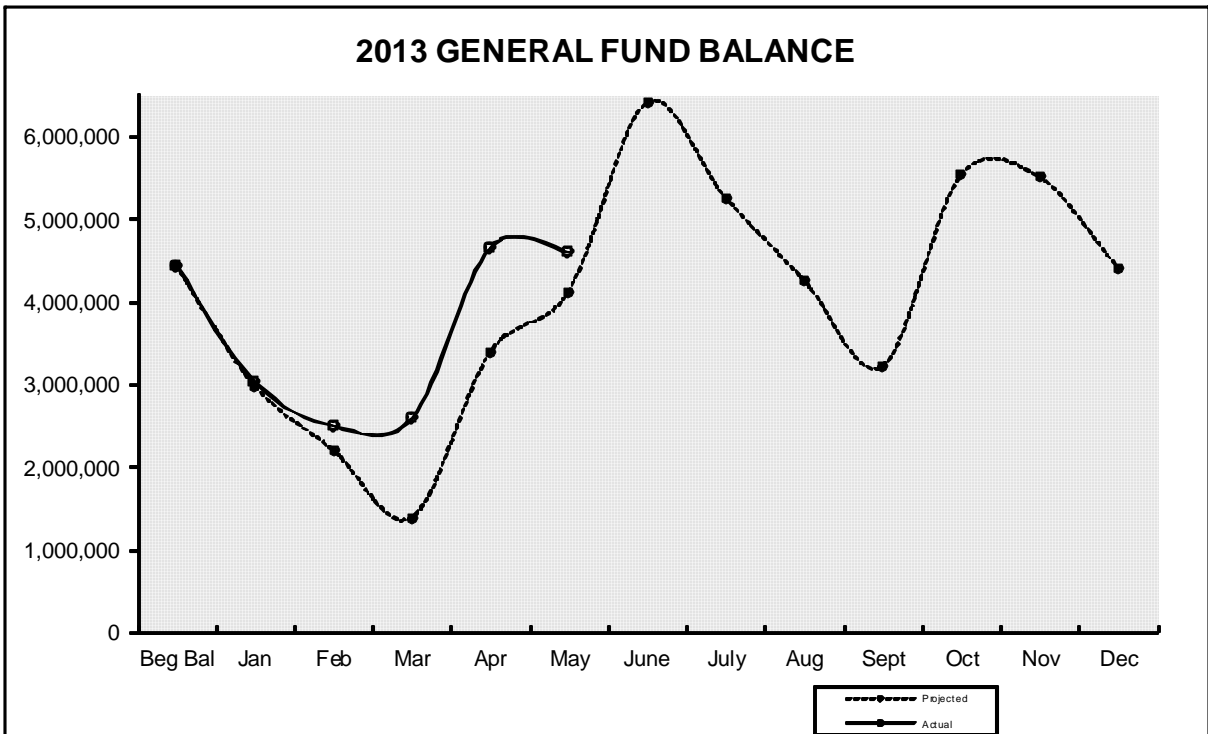
MONTHLY GENERAL FUND REVENUES



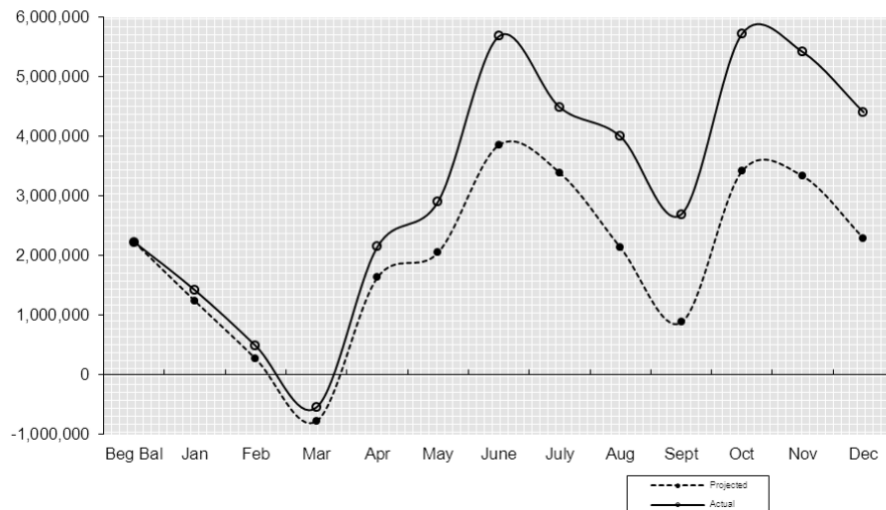
MONTHLY GENERAL FUND EXPENDITURES



2013 GENERAL FUND BALANCE



2012 GENERAL FUND BALANCE



REVENUE

Through May 31, 2013

GENERAL FUND

Dept # / Department	2013 Budget	2013 Actual	Balance	Percent Received
010 Assessor	34,060	16,020	18,040	47.0%
015 Auditor	911,208	362,961	548,247	39.8%
020 Community Development	1,100,707	480,300	620,407	43.6%
040 Clerk	792,920	343,658	449,262	43.3%
045 Commissioners	9,577,480	2,361,649	7,215,831	24.7%
050 Coroner	15,000	11,190	3,810	74.6%
052 Information Technology	107,723	31,116	76,607	28.9%
055 Facilities Maintenance	622,435	153,986	468,449	24.7%
065 District Court	1,219,470	362,269	857,201	29.7%
066 District Court Probation	294,148	126,685	167,463	43.1%
075 Extension Services	58,500	16,621	41,879	28.4%
085 Juvenile Services	646,446	250,517	395,929	38.8%
105 Non-Departmental	539,131	381,852	157,279	70.8%
139 Child Support Enforcement	397,617	109,655	287,962	27.6%
140 Prosecuting Attorney	530,146	153,227	376,919	28.9%
145 Sheriff *	3,057,431	1,314,515	1,742,916	43.0%
155 Superior Court System	82,295	17,375	64,920	21.1%
165 Treasurer	1,291,219	640,637	650,582	49.6%
170 Property Taxes	10,921,212	6,005,082	4,916,130	55.0%
TOTALS	32,199,148	13,139,314	19,059,834	40.8%

SPECIFIC FUNDS

Fund	2013 Budget	2013 Actual	Balance	Percent Received
014 Traffic Safety	0	103,111	(103,111)	100.0%
110 County Roads	13,096,826	5,199,356	7,897,470	39.7%
119 Ohme Gardens	206,240	55,230	151,010	26.8%
125 Horticulture	121,758	39,875	81,883	32.7%
128 Noxious Weed	328,014	131,464	196,550	40.1%
180 Natural Resources	4,419,608	684,548	3,735,060	15.5%
405 Wenatchee River Park	192,250	62,354	129,896	32.4%
410 Expo Center	160,162	49,213	110,949	30.7%
411 Fair	173,500	37,441	136,060	21.6%
450 Regional Justice Center	8,106,808	3,020,357	5,086,451	37.3%
510 ER&R	3,052,641	448,265	2,604,376	14.7%
530 Motor Pool	969,474	414,211	555,263	42.7%

* Includes additional revenue budget than what was originally budgeted

EXPENDITURES

Through May 31, 2013

GENERAL FUND

Dept # / Department	2013 Budget	Budget Adjs	2013 Actual	Balance	Percent Expended
010 Assessor	1,144,961	0	448,713	696,248	39.2%
015 Auditor	1,107,622	0	437,422	670,200	39.5%
016 Board of Equalization	7,225	0	499	6,726	6.9%
020 Community Development	1,527,624	0	524,078	1,003,546	34.3%
030 Civil Service Comm	11,097	0	875	10,222	7.9%
040 Clerk	1,060,433	0	432,652	627,781	40.8%
045 Commissioners	667,197	0	266,222	400,975	39.9%
050 Coroner	219,817	0	77,620	142,197	35.3%
052 Information Technology	678,175	0	274,441	403,734	40.5%
055 Facilities Maintenance	1,495,879	0	512,173	983,706	34.2%
065 District Court	1,211,385	0	468,946	742,439	38.7%
066 District Court Probation	413,086	0	164,128	248,958	39.7%
075 Extension Services	290,119	0	109,548	180,571	37.8%
085 Juvenile Services	2,654,060	0	1,039,890	1,614,170	39.2%
105 Non-Departmental	7,309,282	0	3,107,479	4,201,803	42.5%
139 Child Support Enforcement	375,356	0	123,552	251,804	32.9%
140 Prosecuting Attorney	1,788,431	0	709,419	1,079,012	39.7%
145 Sheriff	8,676,448	27,220	3,642,178	5,061,490	41.8%
155 Superior Court System	937,050	0	395,815	541,235	42.2%
165 Treasurer	591,267	0	235,349	355,918	39.8%
170 Property Tax Transfer	30,000	0	0	30,000	0.0%
TOTALS	32,196,514	27,220	12,970,996	19,252,738	40.3%

SPECIFIC FUNDS

Fund	2013 Budget	Budget Adjs	2013 Actual	Balance	Percent Expended
014 Traffic Safety	0	0	66,096	(66,096)	100.0%
110 County Roads	13,315,239	0	2,807,181	10,508,058	21.1%
119 Ohme Gardens	230,936	0	83,136	147,800	36.0%
125 Horticulture	129,648	0	45,749	83,899	35.3%
128 Noxious Weed	332,614	0	99,622	232,992	30.0%
180 Natural Resources	4,570,772	0	828,027	3,742,745	18.1%
405 Wenatchee River Park	220,258	0	71,763	148,495	32.6%
410 Expo Center	136,124	0	51,484	84,640	37.8%
411 Fair	176,339	0	15,259	161,080	8.7%
450 Regional Justice Center	8,272,191	0	3,123,619	5,148,572	37.8%
510 ER&R	2,705,938	0	1,114,760	1,591,178	41.2%
530 Motor Pool	948,485	0	555,940	392,545	58.6%

CASH & INVESTMENTS

<u>Fund</u>	<u>March 31, 2013 Cash & Investments</u>	<u>April 30, 2013 Cash & Investments</u>	<u>May 31, 2013 Cash & Investments</u>
010 General	3,431,642	5,813,645	6,293,018
014 Traffic Safety	0	37,015	37,015
110 County Roads	4,753,029	6,748,463	7,616,182
119 Ohme Gardens	72,387	55,762	63,319
125 Horticulture Pest & Disease	52,873	67,201	65,711
128 Noxious Weed	5,792	51,087	62,950
140 Cashmere-Dryden Airport	39,635	43,466	38,879
180 Natural Resources	67,690	(9,812)	41,561
190 Criminal Justice Tax	1,312,545	1,353,060	1,202,981
301 REET 1	1,196,188	1,332,076	1,367,338
405 Wenatchee River Park	46,639	53,563	61,002
410 Expo Center	42,239	36,886	47,955
411 Fair	62,151	93,987	90,727
450 Regional Justice Center	251,581	511,698	174,517
510 ER&R	1,489,009	1,244,375	832,345
526 Health Insurance	969,293	1,160,219	1,187,294
530 Motor Pool	235,082	(2,150)	134,470
535 Unemployment Comp	169,627	180,620	178,214
540 Tort Claims & Insurance	185,915	169,577	117,646

Accounts Receivable Outstanding Older than 30 days

Auditor			Regional Justice Center		
010015-01729	4/1/2013 North Meridian Title & Escrow	170.00	450001-01865	05/24/2011 DHS/ICE	147.00
			450001-01876	06/06/2011 DHS/ICE	367.50
District Court			450001-01909	07/05/2011 DHS/ICE	955.50
010065-00208	4/30/2013 City of Chelan	150.00	450001-01941	08/02/2011 DHS/ICE	294.00
010065-00209	4/30/2013 City of Wenatchee	17,718.92	450001-01973	09/05/2011 DHS/ICE	441.00
			450001-02014	10/04/2011 DHS/ICE	220.50
Sheriff			450001-02052	11/02/2011 DHS/ICE	1,617.00
010145-01035	9/26/2012 Icicle Enterprises	423.49	450001-02083	12/05/2011 DHS/ICE	588.00
010145-01083	2/13/2013 City of Chelan	1,500.00	450001-02114	12/31/2011 DHS/ICE	661.50
010145-01090	3/22/2013 Grant County DEM	11,841.42	450001-02142	02/02/2012 DHS/ICE	882.00
010145-01092	3/27/2013 WASPC	22,486.50	450001-02197	04/09/2012 DHS/ICE	441.00
			450001-02232	05/07/2012 DHS/ICE	441.00
Public Works			450001-02264	06/06/2012 DHS/ICE	441.00
110001-00548	12/11/2012 Bremmer Construction	1,988.38	450001-02398	11/07/2012 Department of Corrections	1,058.42
401001-02197	3/5/2013 Waste Management	686.00	450001-02479	03/05/2013 Department of Corrections	28,964.00
401001-02214	4/4/2013 Pinckney Construction	186.00	450001-02497	03/26/2013 Department of Corrections	39.32
401001-02216	4/4/2013 Servicemaster	123.00	450001-02505	04/02/2013 Department of Corrections	16,556.25
401001-02226	4/4/2013 Whitebird, Inc	224.00	450001-02520	04/11/2013 YWCA	154.00
401001-02227	4/4/2013 Yakama Nation Fisheries	15.00	450001-02522	04/11/2013 Disability Determination Svcs	22.00
403001-00310	3/8/2013 WA St Dept of Ecology	53.92			
430001-00016	4/15/2013 WA St Dept of Ecology	3,790.37	Health Insurance		
			526001-00003	12/31/2010 Daryl Mathena	241.03
Noxious Weeds			526001-00004	3/8/2011 Daryl Mathena	458.78
128001-00071	01/14/2013 Okanogan County NWCB	37.50			
Natural Resources					
180001-00708	12/31/2011 WA St Dept of Ecology	9,191.01			
180001-00799	12/31/2012 Emergency Management WA	37,108.92			
180001-00809	3/19/2013 Alpine Water District	10,000.00			
180001-00826	3/31/2013 WA St Dept of Ecology	107,661.97			
180001-00824	4/30/2013 Bonneville Power Admin	2,588.70			
180001-00825	4/30/2013 Bonneville Power Admin	3,365.75			

If any of these outstanding receivables have been paid, will not be paid, or need adjustment,
please contact the Chelan County Auditor's Accounting Office.